

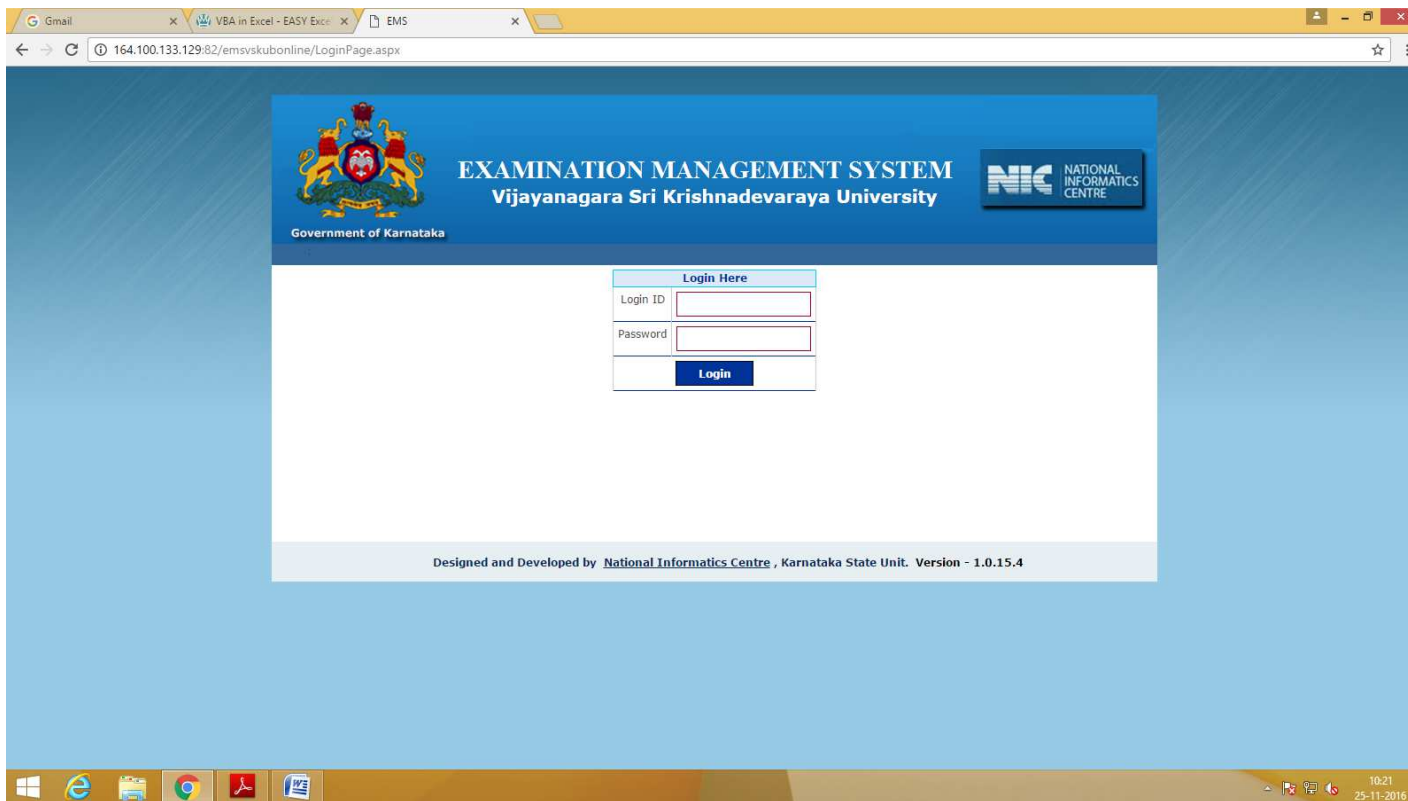
Introduction of PG Online Exam Application Form , Internal Marks Assignment & Hall ticket Generation

Minimum infrastructure required to start

- ☐ Desktop / Laptop computer with recent configuration
- ☐ Broadband internet
- ☐ Laser printer
- ☐ UPS

How to start?

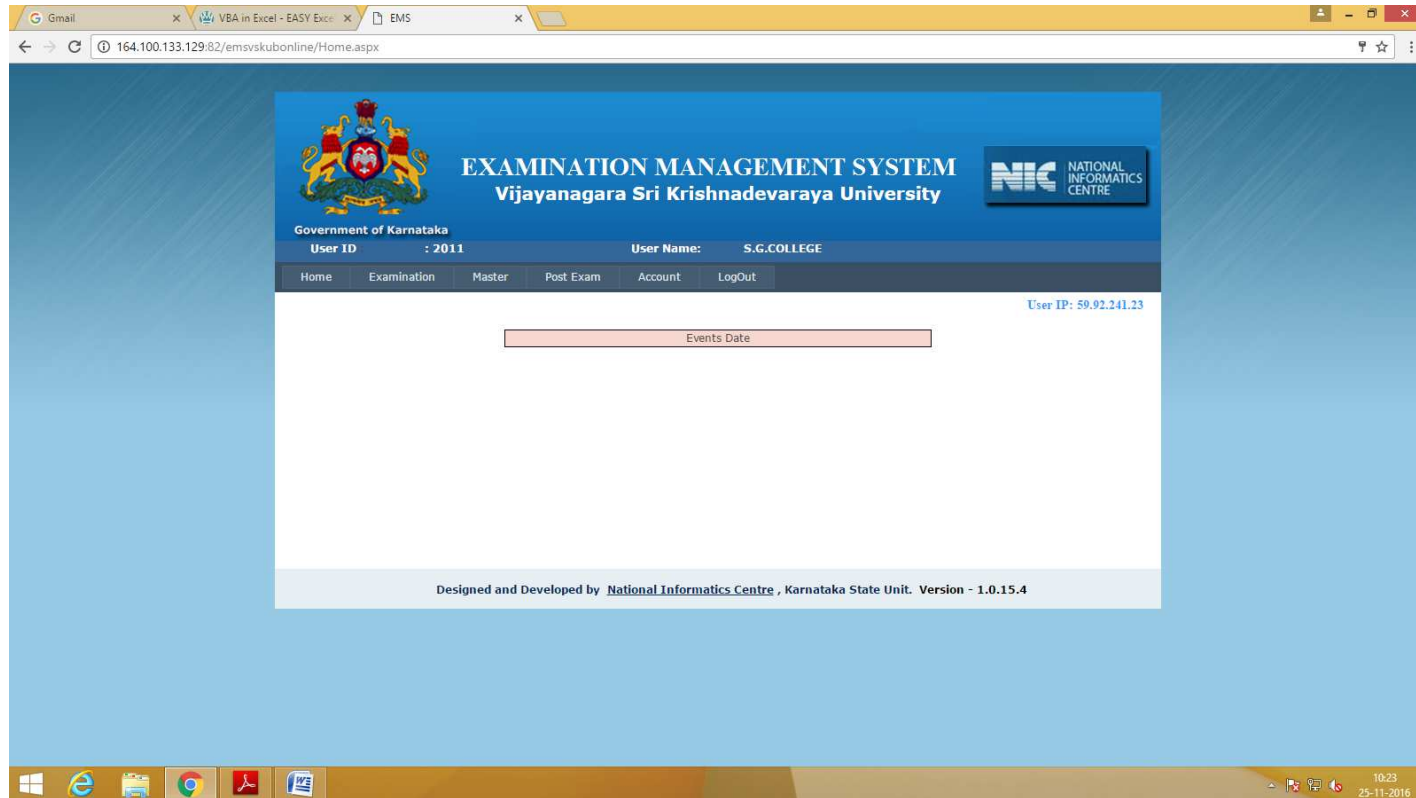
- ☐ Open internet browser – such as Google Chrome, Internet Explorer. We recommend Google Chrome or internet explorer for nic project.
- ☐ Type www.vskub.ac.in/ in the address bar of the browser.
- ☐ **To Login to the Online System Directly Type <http://164.100.133.129:82/emsvskubonline> in the address bar of the browser.**
- ☐ On successful operations, you will be directed to login screen as shown below.



You are required to enter Two parameters at this stage. Username and password.

- ☐ The college administrator (known as collegecode at the time of login)
- ☐ **Change your password immediately after first time login to the system. (IMPORTANT)**

Upon Successful login, Main screen will be displayed as shown below with the college code and the name at the header with the login username.



For the first time click on Examination → Application → Exam Application select the The Course Level select the Batch- select Degree Student List Will Appear As shown Below .

EXAMINATION MANAGEMENT SYSTEM
Vijayanagara Sri Krishnadevaraya University

Government of Karnataka
 User ID : 2011 User Name: S.G.COLLEGE

Home Examination Master Post Exam Account LogOut

Exam Application

CourseLevel: Post Graduate
 Batch: 2016 Degree: MAEN2 - MA ENGLISH

Search: --Select Search Clear

List Of Students

Sl.No.	Reg.No.	Student Name	Batch	
1	EN160001	ARUNA M	2016	Apply
2	EN160002	BHAGYALAXMI BENNALLI	2016	Apply
3	EN160003	DASHARATHA	2016	Apply
4	EN160004	EARAPPA	2016	Apply
5	EN160005	INDREMMMA	2016	Apply
6	EN160006	JYOTI	2016	Apply
7	EN160007	MADHURI M B	2016	Apply
8	EN160008	MAILARAPPA	2016	Apply
9	EN160009	NISARGA	2016	Apply
10	EN160010	SHREEDEVI	2016	Apply

After the Student List is appeared Click On Apply You Will see the subjects By Default All check boxes are Applied You should Uncheck the Boxes which Are Not Applied .

List Of Students

Sl.No.	Reg.No.	Student Name	Batch	
1	MC160181	AJAJAH K B	2016	Apply
2	MC160182	AKKAMAHADEVI	2016	Apply
3	MC160183	AKSHATA D	2016	Apply
4	MC160184	ANITA KALLAPPA KANAVI	2016	Apply
5	MC160185	ASHWINI	2016	Apply
6	MC160186	ASHWINI KATTIMANI	2016	Apply
7	MC160187	ATTIYA YASMEEN	2016	Apply
8	MC160188	BASAVARAJA	2016	Apply
9	MC160189	BASAVARAJA	2016	Apply
10	MC160190	BHAGYAJYOTI M	2016	Apply

Student Details

Registration No : MC160181
 Student Name : AJAJAH K B
 Gender : M Degree : Mcom1
 College Name : DEPARTMENT OF COMMERENCE
 Father Name : Doddabasappa Mother's Name : Renuka
 Caste : NULL Nationality : INDIAN

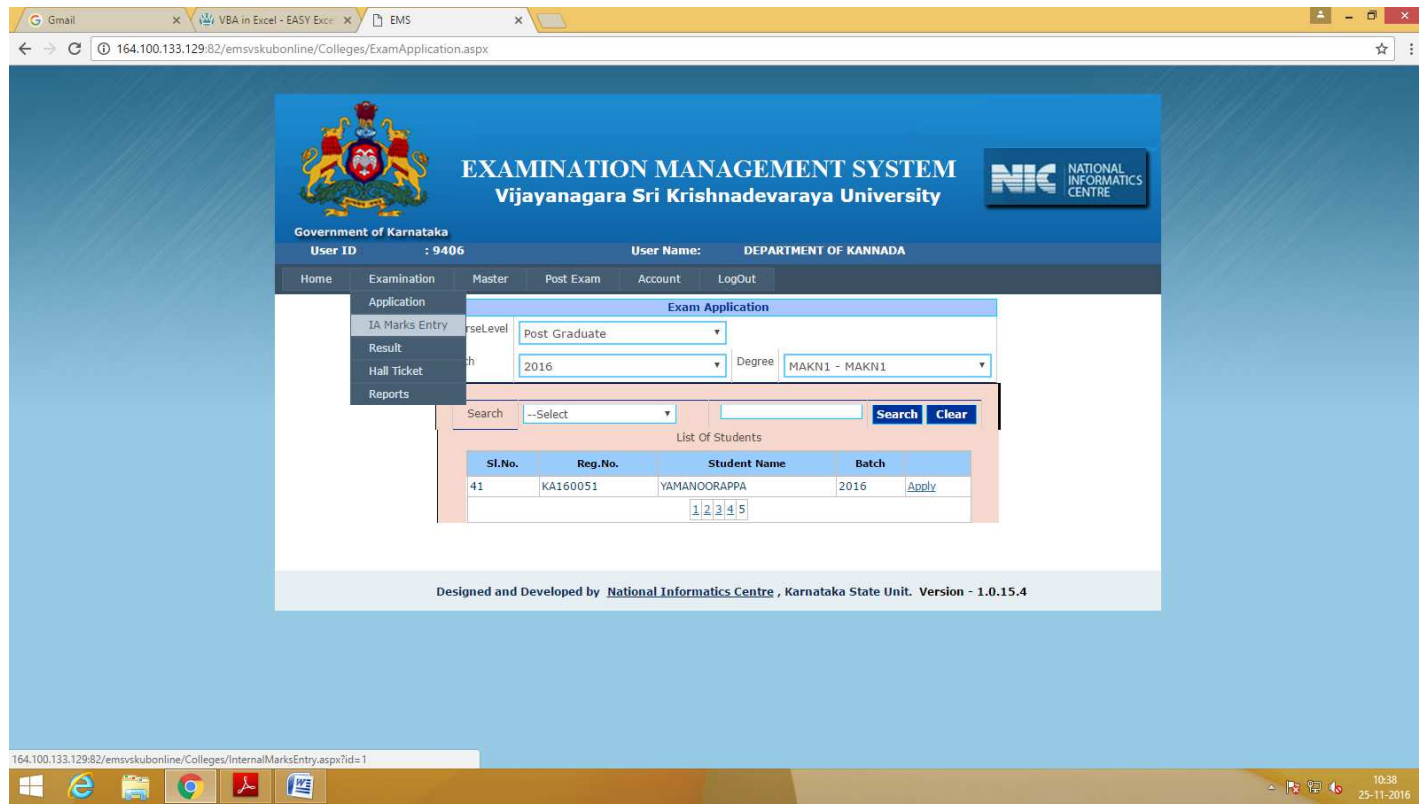
Subject Name

SubNo.	Subject Name	Applied/Passed
ExamName:FIRST SEMESTER		
1	ORGANISATIONAL BEHAVIOUR	<input checked="" type="checkbox"/>
2	MARKET STRUCTURE AND ANALYSIS	<input checked="" type="checkbox"/>
3	FINANCIAL MANAGEMENT	<input checked="" type="checkbox"/>
4	ADVANCED MARKETING	<input checked="" type="checkbox"/>
31	ACCOUNTING STANDARDS AND CORPORATE REPORTIN	<input checked="" type="checkbox"/>
32	FINANCIAL MARKETS AND INSTITUTIONS	<input checked="" type="checkbox"/>

Fees Details

Procedures to be followed to enter the Online Internal Assessment Marks:

☞ Click on “Before Examinatin→I.A Marks Entry”



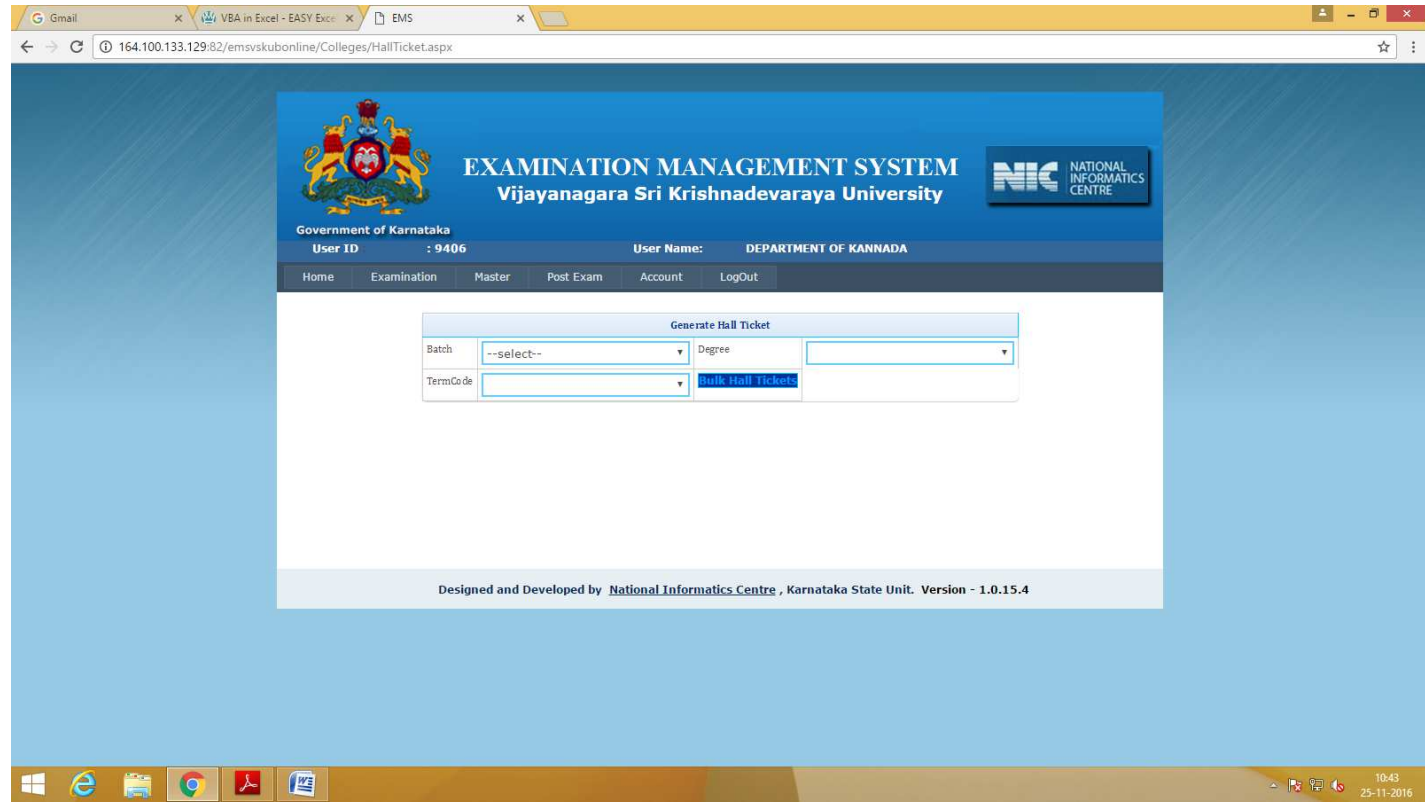
☞ Select **I.A. (Theory)** to enter the marks for theory I.A or select **I.A. (Practical)** to enter the marks for practical I.A.

☞ Select college, degree, Batch and Exam Name. Term code,subject name And Component Name Students eligible under this selection will be displayed as shown below.



- Enter the marks against the students and click "Save". Enter "-2" if the student is absent for the subject.
- ☑ Click on Save Print the marks check list for the verification purpose with original handwritten marks list. Make the corrections if Any by Repeating the above steps.
 - ☑ On confirmation of the accuracy, the subject has to be frozen by clicking on "Before Exam→Subjectwise Freezing". Then the final printout has to be taken. Modification is not possible after the marks is frozen.
 - ☑ Click on "Before Exam→Marks List (Student wise)" to print the marks list Student wise. Display the marks list on notice board and take the students signature before submitting to the university

For hall ticket Generation CLICK ON EXAMINATION HALLTICKET AS SHOWN BELOW



Select The Batch , Degree,Termcode As Shown Below

Then Student List will APPEAR As Shown below You Can Download THE Hall Ticket one By One Generate The Complete Course Hall Ticket At Once

Government of Karnataka
User ID : 9406 User Name: DEPARTMENT OF KANNADA

Home Examination Master Post Exam Account LogOut

Generate Hall Ticket

Batch: 2016 Degree: MAKN1 - MAKN1
TermCode: Nov/Dec-2016 [Bulk Hall Tickets](#)

List Of Students

Sl.No.	Appl.No.	Reg.No.	Student Name	Degree
1	20160040663	KA160011	ASHWINI HADAPAD	Makn1 Download
2	20160040664	KA160012	BASANAGOUDA	Makn1 Download
3	20160040665	KA160013	BASAVARAJ	Makn1 Download
4	20160040666	KA160014	BHEMAVVA	Makn1 Download
5	20160040667	KA160015	DAKSHAYINI	Makn1 Download
6	20160040668	KA160017	HANUMA GOUDA GOUDAR	Makn1 Download
7	20160040669	KA160018	KANAKAPPA POGJAR	Makn1 Download
8	20160040670	KA160019	MADDANEPPA	Makn1 Download
9	20160040671	KA160020	MAHESH	Makn1 Download
10	20160040672	KA160021	MAHESHWARI	Makn1 Download

Designed and Developed by [National Informatics Centre](#), Karnataka State Unit. Version - 1.0.15.4